

PEIMS Summer Submission Review

Presented by
Diana Perez, Coordinator
Jovana Garcia, Specialist
PEIMS
Division of Technology Solutions



Intellectual Property Statement

All materials, content, and forms contained in this training/presentation are the intellectual property of Region One ESC®. All rights reserved.

They are intended for use by session participant at the classroom, campus, or district level only. Materials are to be used “as is” without modification.

Materials may not be used for personal benefit or financial gain or for use outside of the school system.



Agenda

- ✓ Overview
- ✓ Timeline
- ✓ Interchanges
- ✓ TSDS Reports
- ✓ Reminders



Overview

PEIMS Summer Submission: Includes yearlong student attendance, course completion (high school courses, Texas Virtual School Network (TxVSN) Online Schools program courses, and TxVSN Statewide Online Course Catalog courses), disciplinary actions, restraint events, and course section data.

All LEAs report data for the PEIMS Summer submission.



Overview

TSDS Roles:

LEAs should verify their PEIMS Data Approver role and access to ensure the LEA's Approver has the correct privileges for the PEIMS Summer Submission.

When requesting roles in the TSDS Portal please verify that you are using your work email address.



Timeline


PEIMS Summer Submission (Sub 3)	
PEIMS Summer Submission ready for users to promote data	February 27, 2023
TSDS PEIMS Summer ready for users to complete, approve, and accept submissions	May 15, 2023
Requests to retire Unique IDs due at TEA for PEIMS Summer First Submission	June 9, 2023
PEIMS Summer First Submission due date for LEAs	June 15, 2023
Requests to retire Unique IDs due at TEA for PEIMS Summer Resubmission	July 14, 2023
PEIMS Summer Resubmission due date for LEAs LEAs registered with TEA with year-round tracks ending later than June 15, 2023 may delay PEIMS Summer Resubmission until two weeks following completion of the latest year-round track or August 17, 2023, whichever comes first. However, the initial data delivery for Submission 3 must still be made by June 15, 2023, for all LEAs. In no case will any Resubmission be processed after August 17, 2023. Data corrections made after August 17, 2023 will be processed by State Funding.	July 20, 2023
PEIMS Summer data available to customers	September 21, 2023

<https://tealprod.tea.state.tx.us/TWEDS/98/493/827/0/DataSubmission/TimeLine/1626>



Data Components: Interchanges

- ✓ Education Organization
- ✓ Education Org Calendar
- ✓ Master Schedule Extension
- ✓ Student Extension
- ✓ Student Enrollment
- ✓ Student Attendance Extension
- ✓ Student Discipline Extension
- ✓ Student Transcript Extension
- ✓ Student Program Extension
- ✓ Student Restraint Event Extension



TWEDS

2022-2023 TSDS PEIMS SUMMER SUBMISSION DATA LAYOUT



Education Organization Extension

This interchange can be used to exchange organizational information about a state's education agencies, from campus to Local Education Agency to Education Service Center to State Education Agency.

- **10010 Local Education Agency**
- **10020 School Extension**
- **10040 Class Period**
- **10070 Course**



Education Org Calendar

Used to exchange LEA-wide or campus-specific school calendars that define the instructional, in-service, holidays, weather days, etc.

- **10200 Calendar Date Extension**

Represents a day in the school calendar

- **10200 Reporting Period Extension**

Identifies the first calendar day and last calendar day for each campus, six-week period, and instructional tracks



Master Schedule Extension

The interchange schema for the Master Schedule is for education organization's education course offerings schedule.

- 10050 Course Offering
- 43415/50300/10050 Student Extension
 - Student, Campus Course Section & Education Organization



Student Extension

Can be used when only student identification, characteristic, and demographic information is required to be exchanged.

The Student information includes identifiers, name sex, ethnicity and race, birth data and contact information. In addition, flags are included for economically disadvantaged, school food service eligibility, and limited English proficiency. Information is included regarding the student's home situation, language(s), displacement status, and disabilities.

➤ 40100/49010 Student Extension



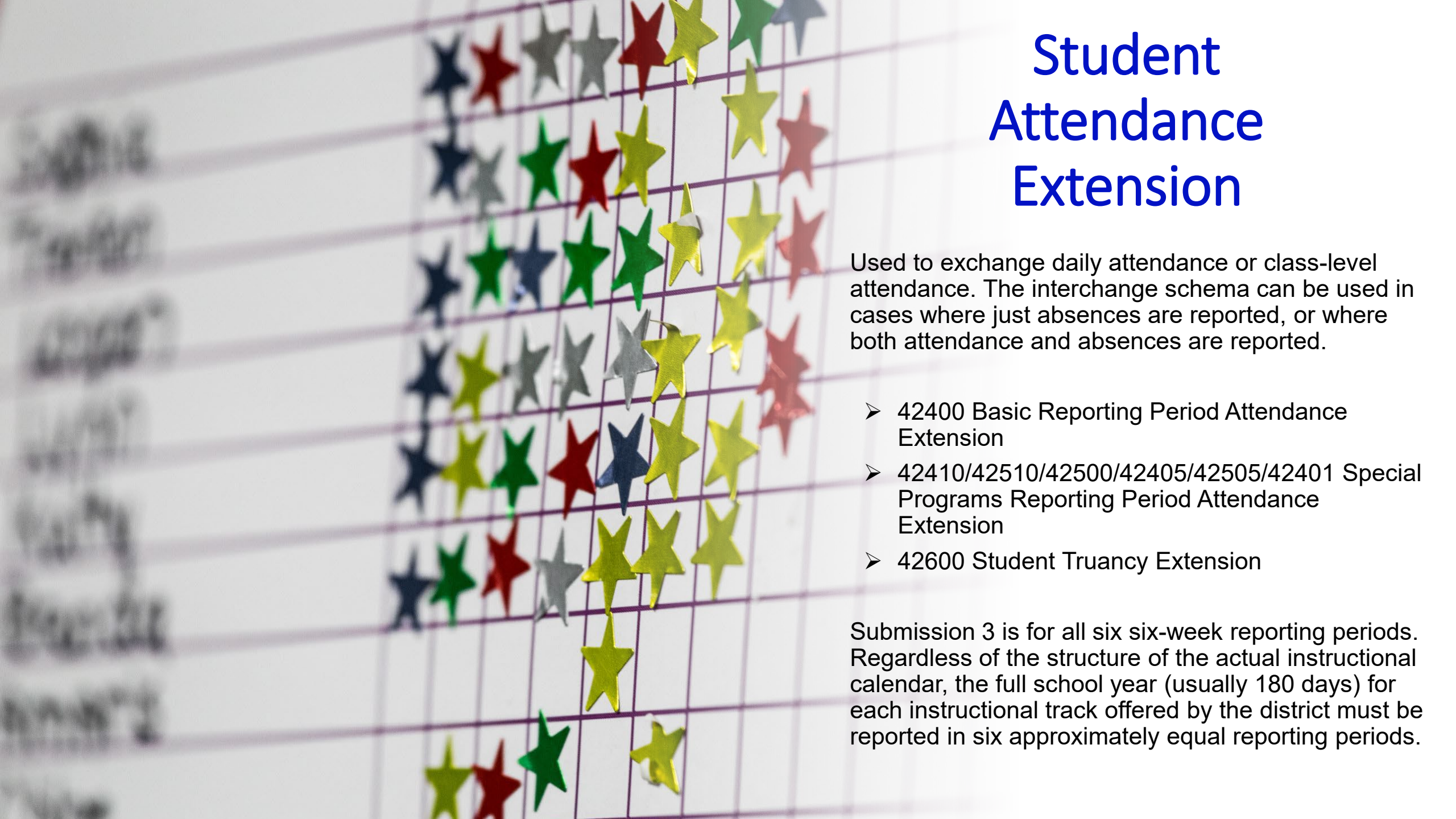
Student Enrollment Extension

Campus enrollments and/or enrollments in specific class sections.

- 43415/40110 Student School Association Extension
- 40110/50300 Student Section Association
- 48011 Student Graduation Program Extension

*Reported for all students in grades 9-12, regardless of graduation program. It identifies if they have an Individual Graduation Committee. For students enrolled in the Foundation High School Program, it identifies their Participant Code, Distinguished Level of Achievement Indicator Code, and the Endorsement Indicator Codes.



The background of the slide features a grid of small, colorful stars in shades of blue, green, yellow, and red, arranged in a pattern that suggests a calendar or attendance sheet. The stars are scattered across the grid, with some appearing in clusters and others isolated.

Student Attendance Extension

Used to exchange daily attendance or class-level attendance. The interchange schema can be used in cases where just absences are reported, or where both attendance and absences are reported.

- 42400 Basic Reporting Period Attendance Extension
- 42410/42510/42500/42405/42505/42401 Special Programs Reporting Period Attendance Extension
- 42600 Student Truancy Extension

Submission 3 is for all six six-week reporting periods. Regardless of the structure of the actual instructional calendar, the full school year (usually 180 days) for each instructional track offered by the district must be reported in six approximately equal reporting periods.

Student Discipline Extension

Includes - Discipline incidents and discipline actions.

- 44425 Discipline Indicator Extension
- 44425 Student Discipline Incident Association Extension
- 44425 Discipline Action Extension



Student Transcript Extension

A complete academic record and select course transcript information associated with a student.

- 43415 Student Academic Record

Represents the cumulative record of academic achievement for a student.

- 43415 Course Transcript Extension

Represents the final record of a student's performance in their courses.



Student Program Extension

Student Program information can be used to exchange students' participation in programs. The interchange includes extensions for Bilingual, English as a Second language (ESL), Extended Year Services (ESY), Special Education, Career and Technical Education (CTE), Supplemental Services, and Title I Part A programs.

- 40110 Student Program Extension
- 41169 Student CTE Program Association Extension
- 41163 Student Special Ed Program Association Extension
- 41461 Student Title I Part A Program Association Extension



Student Restraint Event Extension

The interchange schema for Student Restraint is used to exchange the student restraint events.

➤ 45435 Restraint Event Extension

The Restraint Event Extension Complex Type represents the restraint data for:

- 1) the restraints of **all** students that are administered by LEA/school district police officers and school resource officers (SROs) working with a LEA under a local memorandum of understanding (MOU), and
- 2) the restraints of special education students that are administered by LEA employees and volunteers.

Please refer to [Texas Education Code §37.0021](#) and [TAC 89.1053](#)(b)-(c) for additional operational rules related to the management of special education student restraint events.



TSDS Summer Submission Reports

Standard Reports

The core group of PEIMS reports.

Availability: These reports are available at any time and reflect the current state of the data.

- ✓ Attendance
- ✓ Attendance Diagnostic
- ✓ Career and Technology Education
 - ✓ Class
 - ✓ Class – Student
- ✓ Course Completion



- ✓ Disciplinary Action
- ✓ Organization Reports
- ✓ Special Education
 - ✓ Student
- ✓ Student Restraint
 - ✓ Title I, Part A



TSDS Summer Submission Reports

Standard Reports

Attendance>PDM3-130-001



Texas Education Agency
PDM3-130-001
v22.3.3

LEA: [REDACTED]
Instruction Method: All Methods (Combined)
Six-week Reporting Period: 1

TSDS PEIMS SUPERINTENDENT'S REPORT OF STUDENT ATTENDANCE
LEA-level Data | All Methods (Combined)
Campuses: 001
2021 - 2022 Summer Collection, Resubmission

Monday 04/03/2023 3:57 PM
Page 1 of 14

	EE	PK	KG	01	02	03	04	05
A. Six-week Summary								
B. Days Membership	0.0	0.0	0.0	0.0	0.0	0.0	0.0	0.0
C. Total Days Absent	0.0	0.0	0.0	0.0	0.0	0.0	0.0	0.0
D. Total Days Present	0.0	0.0	0.0	0.0	0.0	0.0	0.0	0.0
E. Total Ineligible Days	0.0	0.0	0.0	0.0	0.0	0.0	0.0	0.0
F. Total Eligible Days	0.0	0.0	0.0	0.0	0.0	0.0	0.0	0.0
G.1 BE - Elig Days Bilingual/ESL	0.0	0.0	0.0	0.0	0.0	0.0	0.0	0.0
G.2 D1 - Elig Days Bil Dual Lang	0.0	0.0	0.0	0.0	0.0	0.0	0.0	0.0
G.3 D2 (EB) - Elig Days Bil Dual Lang	0.0	0.0	0.0	0.0	0.0	0.0	0.0	0.0
G.4 D2 (Non-EB) - Elig Days Bil Dual Lang	0.0	0.0	0.0	0.0	0.0	0.0	0.0	0.0
H.1 Early Ed Eco Dis Elig Days	X	X	0.0	0.0	0.0	0.0	X	X
H.2 Early Ed Lang Elig Days	X	X	0.0	0.0	0.0	0.0	X	X
H.3 Early Ed Eco Dis & Lang Elig Days	X	X	0.0	0.0	0.0	0.0	X	X
I. Eligible Days in Res Fac	0.0	0.0	0.0	0.0	0.0	0.0	0.0	0.0
J. Elig Days Preg Rel Serv	0.0	0.0	0.0	0.0	0.0	0.0	0.0	0.0
K. Elig Days SpecEd Main	0.0	0.0	0.0	0.0	0.0	0.0	0.0	0.0
L.1 BE - Bil/ESL Refined ADA	0.000	0.000	0.000	0.000	0.000	0.000	0.000	0.000
L.2 D1 - Bil Dual Lang Refined ADA	0.000	0.000	0.000	0.000	0.000	0.000	0.000	0.000
L.3 D2 (EB) - Bil Dual Lang Refined ADA	0.000	0.000	0.000	0.000	0.000	0.000	0.000	0.000
L.4 D2 (Non-EB) - Bil Dual Lang Refined ADA	0.000	0.000	0.000	0.000	0.000	0.000	0.000	0.000
M. Res Fac Refined ADA	0.000	0.000	0.000	0.000	0.000	0.000	0.000	0.000
N. SpecEd Main Refined ADA	0.000	0.000	0.000	0.000	0.000	0.000	0.000	0.000
O.1 Early Ed Eco Dis Refined ADA	X	X	0.000	0.000	0.000	0.000	X	X
O.2 Early Ed Lang Refined ADA	X	X	0.000	0.000	0.000	0.000	X	X
O.3 Early Ed Eco Dis & Lang Refined ADA	X	X	0.000	0.000	0.000	0.000	X	X
P. Preg Related Serv FTE	0.00	0.00	0.00	0.00	0.00	0.00	0.00	0.00
Q.1 Career & Technical Ed FTE - Tier 1	0.00	0.00	0.00	0.00	0.00	0.00	0.00	0.00
Q.2 Career & Technical Ed FTE - Tier 2	0.00	0.00	0.00	0.00	0.00	0.00	0.00	0.00
Q.3 Career & Technical Ed FTE - Tier 3	0.00	0.00	0.00	0.00	0.00	0.00	0.00	0.00
R. Special Education FTE	0.00	0.00	0.00	0.00	0.00	0.00	0.00	0.00
S. Regular Program Ref ADA	0.000	0.000	0.000	0.000	0.000	0.000	0.000	0.000
T. Total Refined ADA	0.000	0.000	0.000	0.000	0.000	0.000	0.000	0.000
U. Percent in Attendance	0.00%	0.00%	0.00%	0.00%	0.00%	0.00%	0.00%	0.00%

NOTE: Detail may not add to totals due to rounding.

NOTE 2: The following reports should be reviewed concurrently to verify attendance data: PDM3-130-001, PDM3-130-002 & PDM3-130-004.

NOTE 3: This report has been expanded to include attendance fields that were implemented for remote learning. In addition to a combined All Methods page, this report has separate pages for each remote learning instructional method for all rows, excluding Days Taught, Days Membership, Total Days Absent, Total Days Present, Total Ineligible Days, and Percent in Attendance.



TSDS Summer Submission Reports

Texas Education Agency
PDM3-120-004
v22.3.4

TSDS PEIMS DISAGGREGATION OF PEIMS SUMMER ATTENDANCE DATA

Monday 04/03/2023 3:58 PM

Page 1 of 3

LEA-level Data
Campuses: [REDACTED]

2021 - 2022 Summer Collection, Resubmission

LEA: [REDACTED]

Standard Reports

Student>PD3-120-004

DAYS MEMBERSHIP BY GRADE				DAYS MEMBERSHIP - 69,755.0				TOTAL DAYS ABSENT			
	Stu Count	Days Memb	%Days Memb		Stu Count	Days Present	%Days Memb		Stu Count	Days Absent	%Days Memb
Early Education	0	0.0	0.00%	Hispanic/Latino	415	60,580.0	86.85%	Hispanic/Latino	399	6,485.0	9.30%
Pre-Kindergarten	0	0.0	0.00%	American Indian/Alaska	0	0.0	0.00%	American Indian/Alaska	0	0.0	0.00%
Kindergarten	0	0.0	0.00%	Asian	0	0.0	0.00%	Asian	0	0.0	0.00%
Grade 1	0	0.0	0.00%	Black/African American	2	218.0	0.31%	Black/African American	2	29.0	0.04%
Grade 2	0	0.0	0.00%	Hawaiian or Other Pacific	0	0.0	0.00%	Hawaiian or Other Pacific	0	0.0	0.00%
Grade 3	0	0.0	0.00%	White	16	2,073.0	2.97%	White	15	199.0	0.29%
Grade 4	0	0.0	0.00%	Two or More Races	1	166.0	0.24%	Two or More Races	1	5.0	0.01%
Grade 5	209	34,113.0	48.90%	TOTAL	434	63,037.0	90.37%	TOTAL	417	6,718.0	9.63%
Grade 6	225	35,642.0	51.10%								
Grade 7	0	0.0	0.00%	TOTAL ELIGIBLE DAYS				TOTAL INELIGIBLE DAYS			
Grade 8	0	0.0	0.00%		Stu Count	Days Eligible	%Days Memb		Stu Count	Days Ineligible	%Days Memb
Grade 9	0	0.0	0.00%	Hispanic/Latino	415	60,580.0	86.85%	Hispanic/Latino	0	0.0	0.00%
Grade 10	0	0.0	0.00%	American Indian/Alaska	0	0.0	0.00%	American Indian/Alaska	0	0.0	0.00%
Grade 11	0	0.0	0.00%	Asian	0	0.0	0.00%	Asian	0	0.0	0.00%
Grade 12	0	0.0	0.00%	Black/African American	2	218.0	0.31%	Black/African American	0	0.0	0.00%
TOTAL (distinct count)	434	69,755.0	100.00%	Hawaiian or Other Pacific	0	0.0	0.00%	Hawaiian or Other Pacific	0	0.0	0.00%
				White	16	2,073.0	2.97%	White	0	0.0	0.00%
DAYS MEMBERSHIP BY GENDER				Two or More Races	1	166.0	0.24%	Two or More Races	0	0.0	0.00%
	Stu Count	Days Memb	%Days Memb	TOTAL	434	63,037.0	90.37%	TOTAL	0	0.0	0.00%
Male	223	35,542.0	50.95%								
Female	211	34,213.0	49.05%	PERCENT IN ATTENDANCE				TOTAL REFINED ADA			
TOTAL	434	69,755.0	100.00%		Stu Count	Days Memb	%Days Memb per Ethn		Stu Count	Total RADA	%Total RADA
				Hispanic/Latino	415	67,065.0	90.33%	Hispanic/Latino	415	354.5	96.10%
DAYS MEMBERSHIP BY ETHNICITY				American Indian/Alaska	0	0.0	0.00%	American Indian/Alaska	0	0.0	0.00%
	Days Memb	%Days Memb		Asian	0	0.0	0.00%	Asian	0	0.0	0.00%
Hispanic/Latino	67,065.0	96.14%		Black/African American	2	247.0	88.26%	Black/African American	2	1.3	0.34%
American Indian/Alaska	0.0	0.00%		Hawaiian or Other Pacific	0	0.0	0.00%	Hawaiian or Other Pacific	0	0.0	0.00%
Asian	0.0	0.00%		White	16	2,272.0	91.24%	White	16	12.1	3.29%
Black/African American	247.0	0.35%		Two or More Races	1	171.0	97.08%	Two or More Races	1	1.0	0.26%
Hawaiian or Other Pacific	0.0	0.00%		TOTAL	434	69,755.0	100.00%	TOTAL	434	368.8	100.00%
White	2,272.0	3.26%									
Two or More Races	171.0	0.25%		COUNTS BY ETHNICITY							
TOTAL	69,755.0	100.00%			ALL Students	GT	Emerg Biling	BIL	ESL	CTE	SPEC ED
				Hispanic/Latino	415	42	81	69	0	0	73
				American Indian/Alaska	0	0	0	0	0	0	0
				Asian	0	0	0	0	0	0	0
				Black/African American	2	0	0	0	0	0	0
				Hawaiian or Other Pacific	0	0	0	0	0	0	0
				White	16	2	1	0	0	0	2
				Two or More Races	1	0	0	0	0	0	0
				TOTAL	434	44	82	69	0	0	75

Note: In the Days Membership by Grade section, the Total Student Count is a distinct count of students in all grades.

Note: Flexible Attendance data is not considered in any of the above report sections.

Note: This report has been expanded to include attendance fields that were implemented for remote learning. This report sums the in-person (IP), remote synchronous (RS), and remote asynchronous (RA) data to provide student totals. The third page breaks out eligible days by traditional in-person attendance and the new remote synchronous and remote asynchronous attendance types.



TSDS Summer Submission Reports

Special Reports

Summary reports that help completers, approvers, and accepters review a collection. Availability: These reports are available at any time and reflect the current state of the data.

- ✓ District Level QA (PDM3-231-001)
- ✓ Summary (PDM3-230-002)

Special Reports

Summary reports that help completers, approvers, and accepters review a collection. Availability: These reports are available at any time and reflect the current state of the data.

Summary ▼

[Hide Reports List](#)



Report # ↑	Report Name ↑	XLS		PDF		CSV	
		Status	Run	Status	Run	Status	Run
PDM3-230-002	Submission Summary Report			IN PROGRESS			



TSDS Summer Submission Reports


UID Discrepancies

Reports for verification for Discrepancies from Unique ID data and TSDS Demographic data.

UID Discrepancies

Reports for verification for Discrepancies from Unique ID data and TSDS Demographic data

Student Discrepancy



Hide Reports List



Report # ↑	Report Name ↑	XLS		PDF		CSV	
		Status	Run	Status	Run	Status	Run
PDM3-600-001	Daily LEA Person Submission Totals (Student Discrepancies)				↻		
PDM3-600-002	Statement of Unique ID Student Discrepancies				↻		
PDM3-600-003	Student Ethnicity/Race/Gender Submission Totals				↻		



TSDS Summer Submission Reports

Bundled Reports

Groups of reports generated together for ease of downloading.

- ✓ LEA Bundles (Summer LEA Summary Bundle & Superintendent Reports)



Summer Submission

Reminders



Additional Resources:

[Accountability | Texas Education Agency](#)

[Results Driven Accountability \(RDA\) | Texas Education Agency](#)

[Performance-Based Monitoring | Texas Education Agency](#)

[Texas College and Career Readiness School Models \(CCRSM\) | Texas Education Agency](#)

[Summary of Finances | Texas Education Agency](#)



Follow Us on Social Media



@RegionOneEducationServiceCenter



@RegionOneESC



@RegionOneESC



Contact Information

Diana Perez, Coordinator

dperez@esc1.net

956-984-6096

Jovana Garcia, Specialist

jovgarcia@esc1.net

956-984-6090

